

BUSINESS PROJECTORS
EB-S05/X05/W05
EB-S41/X41/W41/U42

EPSON
 EXCEED YOUR VISION



Ideal for the meeting and huddle rooms, the affordable Epson EB-05/40 projector series is multi-functional, packed with features and the perfect choice to present true-to-life images. Captivating presentations are now possible with stunning colour and white brightness of up to 3,600 lumens to ensure crystal clear images. The intuitive home screen puts all commonly used functions together for easy selection. With your convenience in mind, Epson allows you to project your content wirelessly from compatible smart devices without any software installation.



EB-S05/X05/W05



EB-S41/X41/W41/U42

- Beyond Full HD Resolution*
- 10,000 Hours Lamp Life in Eco Mode
- Multi-PC Projection
- Horizontal Keystone Adjuster
- HDMI
- Wireless Projection w/o Software*
- Environmentally Friendly



ENGINEERED FOR BUSINESS

User-Friendly Features

Designed with the user in mind, the horizontal keystone adjuster and a front facing exhaust ensure a seamless and comfortable experience.

Connect and Project with Ease

The in-built Wi-Fi* and Epson iProjection™ application enable files and images to be projected directly from your smart devices.

Cost Savings All Round

Lamps and filters can last up to 10,000 hours in eco-mode and are easy to replace even when projector is mounted on the ceiling.



*Available on EB-U42 only.



User-friendly Features

Horizontal Keystone Adjuster

Deliver powerful presentations anywhere in the room. With the easy-to-use sliding Horizontal Keystone Adjuster, screen corrections can be done quickly, easily and accurately, even in a limited space.

With automatic vertical keystone detection and adjustment, there is no longer any need for awkward and time-consuming manual image adjustments that interrupt the smooth flow of your presentation delivery. This handy feature automatically detects the projector's vertical keystone distortion and corrects it instantly.



Home Screen

View and access your most frequently used functions immediately on the home screen. See all source information at a glance, no matter what the source input. With all the information you need right there on the home screen, wireless connections have never been easier.



Auto Power On

With the auto power on function, projection starts automatically once a projection signal is detected via VGA cable or USB cable, providing you with an easy and hassle-free presentation.



Auto Source Search

With automatic detection of the input source, projection automatically begins without you having to manually switch the input.



Redirected Exhaust

The front-facing exhaust is intelligently positioned to prevent anyone from being exposed to the hot exhaust, especially when on a narrow table. This allows your audience to fully concentrate on the presentation, even if they are seated beside or behind the projector.



Other projectors with side exhaust

BUSINESS PROJECTORS

EB-S05/X05/W05

EB-S41/X41/W41/U42

Seamless Connectivity and Usability

Wide-ranging Connectivity

Advanced connectivity features mean convenient and hassle-free projections for your presentations. With a wide-ranging interface, you can choose from a variety of connection methods including HDMI, VGA and LAN. In addition, the EB-U42 is equipped with two HDMI ports, one of which is MHL-enabled, for greater digital compatibility.

Simply connect your MHL-compatible device with the MHL cable to fully enjoy your contents on the big screen. What's more, when connected, you can charge your smart device and operate it using the projector's remote control.



2HDMI + MHL*

* Applicable for EB-U42 only.

Wireless Transmission

Enjoy enhanced connectivity and flexibility with in-built Wi-Fi* connectivity. Easily share and transmit images, texts and files from your smart devices using the "Epson iProjection" application for smooth and smart projections.



* Applicable for EB-U42 only. For other models, wireless LAN adaptor ELPAP10 is required.

Split Screen*

Display images from two different sources side by side on the same screen for a more effective presentation. In video conferences, for example, images of presentation materials and remote participants can be shown simultaneously.



* Applicable for EB-W05/W41/U42 only.

Epson iProjection*

The iProjection application enables a wireless connection for projecting images and files from your smart devices. The "QR Code Reader" function makes this wireless connection even easier by simply reading the QR code that is projected on the screen from your smart devices.



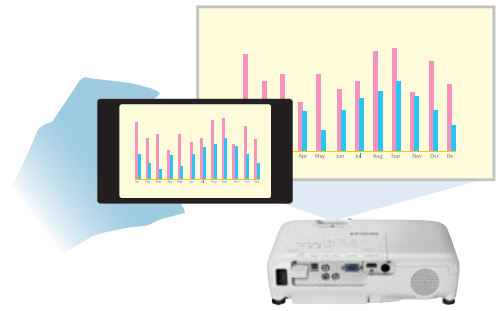
* In iProjection, projector profile search, multi-screen display, distribution function, audio transfer, movie file transfer, interrupt connection disabling and encryption data transfer capabilities are not supported.



Open the iProjection in your smart device



Scan the QR code on the projection screen



Project the contents from your smart device wirelessly on the projection screen

Multi-PC Projection Moderator Function

With the control of a host PC, up to 50 terminals can be connected via the multi-PC projection to a single projector. The host PC acts as a moderator, selecting media from up to four PCs or smart devices to be projected simultaneously. With the moderator function, you can maintain control and prevent tampering of what's projected on screen.



Convenient Wireless Mirroring Projection*

Project contents wirelessly from compatible smart devices and laptops without any software installation with the Miracast. The technology enables easy wireless transmission of Full HD video and sound from PCs and smart devices, eliminating the hassle of a physical connection and eradicating issues with setting up. With support for screen mirroring**, projecting your tablet and laptop screens has never been easier.



* Applicable for EB-U42 only.

** If the Miracast function is activated, other network features will be disabled.

BUSINESS PROJECTORS


EB-S05/X05/W05

EB-S41/X41/W41/U42

Essential Cost-savings

Longer Lamp Life

With a long lamp life of 10,000 hours in eco-mode, the frequency of costly lamp replacements is reduced, saving you time and money.



Easy Lamp Replacement

With the lamp cap located on the upper side of the projector, you can change lamps easily even if the projector is installed on the ceiling. Lamps can be replaced quickly without tools and dismounting of the projector from the ceiling mount.



Eco Features

- Uses just 0.2W of power in standby mode
- Projector optics employ lead-free lenses
- Unpainted plastic housing reduces the environment impact
- The flame retardants used in the plastic housing do not contain chlorine or bromine

Air Filter

With a maintenance cycle of 10,000 hours in eco-mode, the need for regular maintenance of the air filter is minimised to save you time and money.

Better Products for a Better Future™

For more information on Epson's environmental programmes, visit <http://global.epson.com/SR/environment>.

Impressive Image Quality

Incredible Beyond Full HD Resolution*

Deliver a dynamic viewing experience with WUXGA 1920 x 1200 resolution image display without distortion in Video, Blu-ray and other graphic intensive media. The projection images remain razor sharp and vivid, even on larger screens.



* Applicable for EB-U42 only.

High Contrast Ratio

Add brilliance to your presentations. Boasting stunning brightness of up to 3,600 lumens and a high contrast ratio of 15000:1, these projectors enable you to project beautiful, well-defined images wherever you are, regardless of ambient light.



PARTNERS IN PERFECTION

Wireless LAN Adaptor ELPAP10



Supports 802.11 b/g/n connection
Compatible with all Epson wireless-enabled projectors

Desktop Document Camera ELPDC21



2.6kg
2 megapixels with 30 fps
12 x optical zoom
1080p output resolution
HDMI digital connectivity

Ink Tank System Printer L385



Multifunction printer (print, copy, scan)
Each set of ink bottles delivers ultra-high-yield of 7,500 for colour and 4,500 pages for black
In-built Wi-Fi and Epson Connect
Print speed: Approx. 10ipm for default black and white prints
Resolution: 5760 x 1440dpi

BIGGER PROJECTION. BRIGHTER FUTURE.

“More than half of the students are unable to read certain contents displayed on a 70" flat panel display.”

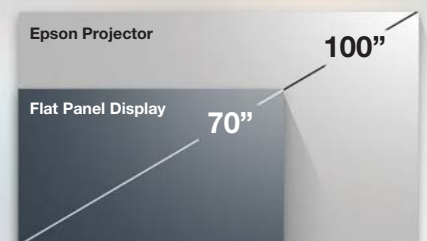
- Radius Research.



Flat Panel Display

Epson Projector

58% of students from US, 61% from UK, and 57% from Singapore are unable to read contents on a 70-inch flat panel display*. This is why we've built projectors that depict larger and more immersive pictures, so that you can fully engage your audience and maximise every learning experience with exquisite detail and vibrancy. By not downsizing classroom displays to flat panels—you ensure the brightest minds of our future are not hindered by contents displayed too small and unreadable. Experience the real practical difference today.



[f](#) EpsonSEA
 [@EpsonSEA](#)
 [@EpsonSEA](#)
 [YouTube](#) EpsonSoutheastAsia
 [in](#) Epson Southeast Asia

To find out more, visit www.epson.com.sg/displaysizematters

*Based on research conducted by Radius Research in US, UK and Singapore. The research was done using a 70-inch class 4k resolution flat panel in a 22' x 27' / 22' x 26' / 22' x 30' classroom-style arrangement respectively. When asked to copy down six short items of information from slides displayed, 58% of students from US, 61% from UK, and 57% from Singapore, aged 12-22, copied at least one item incorrectly.



EPSON REVOLUTIONISES PROJECTOR MARKET WITH 3LCD TECHNOLOGY AND LEADS AS WORLD'S NO.1* PROJECTOR BRAND FOR 14 CONSECUTIVE YEARS!

* Based on independent research by Futuresource Consulting

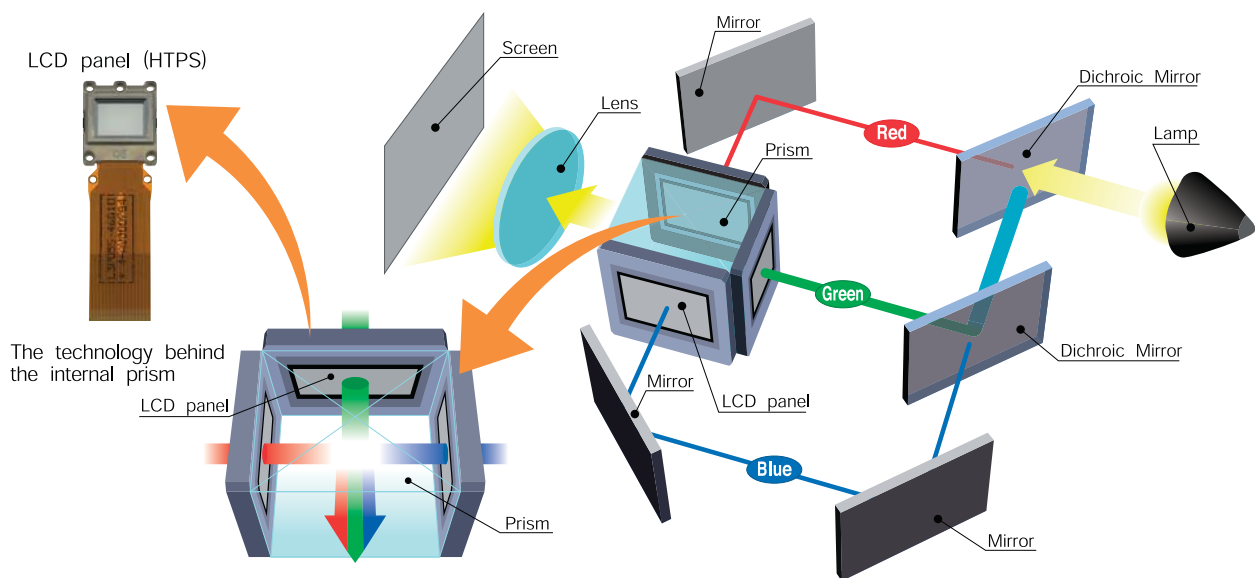
Advantages of 3LCD Projection System

Bright Images and Faithful Colour Reproduction

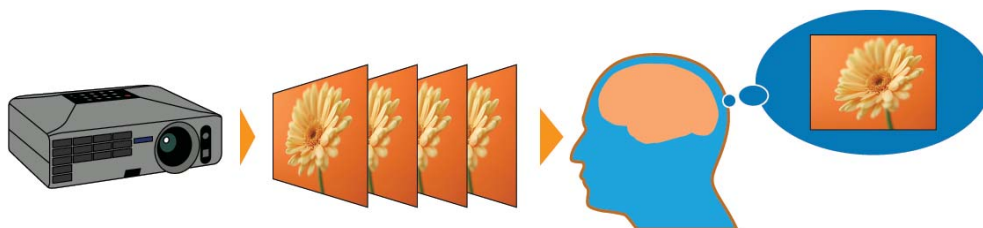
3LCD projectors offer all-time colour (Red, Green and Blue) projection thereby ensuring faithful full colour reproduction. This is suitable for projection of colour intensive images such as videos, photographs and colour charts.

Incredible Details

3LCD projectors are able to produce an unparalleled range of grayscale images, which contributes to delivering incredible colour images that are smooth and seamless.



3LCD projector : RGB are projected at the same time, which makes the single composite image easy on the eyes.



** HTPS (High Temperature Poly-Silicon) is an active matrix transmissive LCD. It is extremely small and produces high-quality images.

Gentle on the Eyes

3LCD projectors' images do not suffer from colour break-up (commonly known as the rainbow effect). The projections are easy on the eyes as you will not be affected by any distorted pattern.

3LCD projectors use 3 separate LCD panels to form a continuous image containing all colours (red, blue and green) ensuring smooth video playback, even for rapid-motion images.

Reliable Technology

With more than 70 million 3LCD chips shipped to date, the powerful and road-tested 3LCD projection technology is extremely reliable, and is trusted by many throughout to deliver sharp and true-to-life images.

SEE VIBRANT, REALISTIC COLOURS WITH HIGH COLOUR BRIGHTNESS.



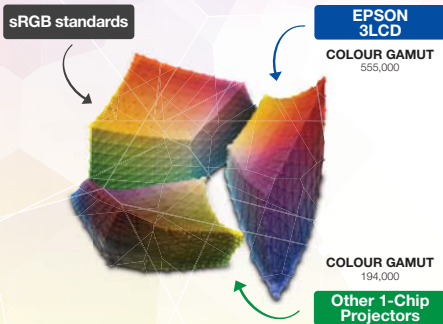
*Leading Epson business and education projectors vs. leading 1-chip DLP projectors, selected according to NPD data as of July 2015. Based on U.S. research conducted by Peritus Research.

See colours like never before. Epson 3LCD projectors deliver brilliant colours that match its white brightness to give you balanced, realistic, and vibrant images. It's no wonder Epson projectors are the people's preferred choice.



Up to 3X Wider Colour Gamut

Colour gamut refers to the range of colours that can be reproduced by a display device – the wider the gamut, the more realistic it is. Epson 3LCD projectors project three times wider gamut that matches closely to the original standard of a display device (sRGB), as compared to 1-chip projectors.

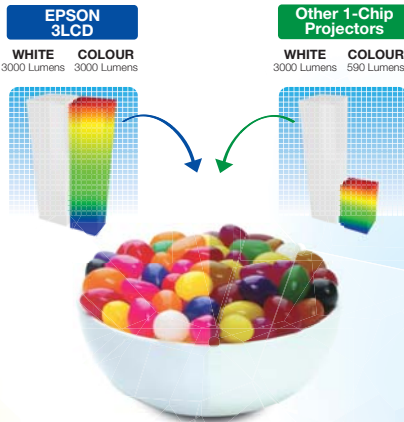


Comparing the yellow corners among the three gamuts, 1-chip projectors have a distinctly darker and smaller set of colours which are not as vibrant as Epson 3LCD projectors.



Up to 3X Brighter Colours

Epson 3LCD projectors deliver up to three times the colour brightness, effortlessly creating the same colour and white brightness, resulting in faithful images with superior colour balance.



No Rainbow Effect

With 1-chip projectors, the spinning motion of the sequential colour wheels tend to cause colours to break out into distinct red, green and blue. Called the rainbow effect, this may cause users to suffer headaches with prolonged viewing. Epson projectors do not give out this effect, giving users a comfortable experience.



MODEL NUMBER	EB-U42	EB-W41	EB-W05
Projection Technology	RGB liquid crystal shutter projection system		
Specifications of Main Parts			
LCD	Size	0.67" (D10)	0.59" (D9)
	Native Resolution	WXGA	WXGA
Projection Lens	Type	Optical Zoom (Manual) / Focus (Manual)	
	F-Number	1.50 - 1.71	1.49 - 1.72
	Focal Length	20.42 - 24.50 mm	16.9 - 20.28 mm
	Zoom Ratio	1-1.2	
	Throw Ratio	1.38 - 1.68 (Wide - Tele)	1.30 - 1.56 (Wide - Tele)
Lamp	Type	210W UHE	
	Life (Normal / Eco) ¹⁾	6,000 hours / 10,000 hours	
Screen Size (Projected Distance)			
Zoom: Wide	30" - 300" [0.87 - 9.02 m]	33" - 320" [0.91 - 9.07 m]	
Zoom: Tele	30" - 300" [1.07 - 10.98m]	33" - 320" [1.10 - 10.89 m]	
Standard Size	60" screen 1.8 - 2.17 m	60" screen 1.68 - 2.02 m	
Brightness²⁾			
White Light Output (Normal / Eco)	3,600lm / 2,235lm		3,300lm / 2,050lm
Colour Light Output	3,600lm		3,300lm
Contrast Ratio			
	15,000:1		
Internal Speaker(s)			
Sound Output	2W Mono		
Geometric Correction			
Keystone	Vertical / Horizontal	±30° / ±30°	
Auto Keystone Correction		Yes (Vertical only)	
Horizontal Slide Keystone Correction		Yes	
Quick Corner		Yes	
Connectivity			
Analog Input	D-Sub 15pin	1 (Blue molding)	
	Composite	RCA x 1 (Yellow)	
Digital Input	HDMI	2 (1 supports MHL)	1 (MHL supported) 1 (MHL not supported)
Audio Input	2 RCA (White / Red)	1	
USB Interface	USB Type A	1 (for USB Memory, USB Document Camera, Firmware Update)	1 (for USB Memory, USB Document Camera, for Wireless LAN Unit, Firmware Update)
	USB Type B	1 (for USB Display, Mouse, K/B, Control, Firmware Update)	
Network	Wireless	Yes (Built-in)	Yes (Optional)
Wireless Specifications (Miracast)			
Supported Speed For Each Mode ³⁾	IEEE 802.11g (2.4GHz): 54 Mbps IEEE 802.11n (2.4GHz): 130 Mbps IEEE 802.11a (5GHz): 54 Mbps IEEE 802.11n (5GHz): 270 Mbps IEEE 802.11ac (5GHz): 780 Mbps	N/A	
Wireless LAN Security	WPA2-PSK(AES)	N/A	
Supported Connection Mode	Wi-Fi Direct	N/A	
Wireless Specifications (Wireless LAN)			
Supported Speed For Each Mode ³⁾	IEEE 802.11b (2.4GHz): 11 Mbps IEEE 802.11g (2.4GHz): 54 Mbps IEEE 802.11n (2.4GHz): 65 Mbps IEEE 802.11a (5GHz): 54 Mbps IEEE 802.11n (5GHz): 65 Mbps	IEEE 802.11b (2.4GHz): 11 Mbps IEEE 802.11g (2.4GHz): 54 Mbps IEEE 802.11n (2.4GHz): 130 Mbps	
Wireless LAN Security	Quick Mode: WPA2-PSK, Advanced Mode: WPA/WPA2-PSK		
Supported Connection Mode	Infrastructure, Access Point		
Operating Temperature			
	5 - 35 °C <41 - 95 °F> (0m / 0ft - 2,286m / 7,500ft) 5 - 30 °C <41 - 86 °F> (over 2,286m / 7,500ft) (20% - 80% humidity, No condensation)		
Operating Altitude			
	0 - 3,000 m <0 - 9,843 ft> (over 1,500m / 4,921ft: with high altitude mode)		
Direct Power On / Off			
	Yes		
Start-Up Period			
	About 6 seconds, Warm-up Period: 30 seconds		
Cool Down Period			
	Instant Off		
Air Filter			
Maintenance Cycle (Normal / Eco) ⁴⁾	6,000 hours / 10,000 hours		
Power Supply Voltage			
	100 - 240 V AC ±10%, 50/60 Hz		
Power Consumption (220 - 240V)			
Lamp On (Normal / Eco)	298W / 219W	282W / 203W	
Standby (Network On / Off)	2.2W / 0.2W	2.0W / 0.2W	
Dimension Excluding Feet (D X W X H)			
	249 x 302 x 87 mm	234 x 302 x 77 mm	
Weight			
	Approx 2.8kg	Approx 2.5kg	
Fan Noise (Normal / Eco)			
	37dB / 28dB		

Supplied Accessories

- Power Cable: 1.8m
- Computer Cable (VGA Cable): 1.8m
- USB Cable: 1.8m
- Remote Control: Yes, with Battery AA x 2
- Soft Carrying Case
- Wireless LAN Unit with Screw: Built in (EB-U42)
- Cover for ELPAP10: Yes (except EB-U42)

Optional Accessories

- Spare Lamp: ELPPLP96
- Air Filter: ELPAPF32
- Wireless LAN: ELPAP10 (EB-W41, EB-W05)
- Soft Carrying Case: ELPKS69
- Ceiling Mount (White Colour): ELPMB23

EB-U42



EB-W41 / EB-W05



©2017 Epson Singapore Pte Ltd. All Rights Reserved. Reproduction in part or in whole, without the written permission from Epson, is strictly prohibited.

EPSON and EXCEED YOUR VISION are registered trademarks of Seiko Epson Corporation.
All other product names and other company names used herein are for identification purposes only and are the trademarks or registered trademarks of their respective owners.

Epson disclaims any and all rights in those marks. Projected images shown herein are simulations. The actual product design and contents may vary. Specifications are subject to change without notice and may vary between countries. Please check with local Epson offices for more information.

Apple, iPad and iPhone are trademarks of Apple Inc., registered in the U.S. and other countries. App Store is a service mark of Apple Inc. Android is a trademark of Google Inc.

Information correct as at August 2017

¹⁾ Lamp life will vary depending upon mode selected, environmental conditions and usage. Lamp brightness decreases over time.

²⁾ Colour brightness (colour light output) and white brightness (white light output) will vary depending on usage conditions. Colour light output measured in accordance with IDMS 15:4; white light output measured in accordance with ISO 21118.

³⁾ Maximum speed and range is achievable when used with same enhanced mode technology. Actual data rates, features and performance may vary depending on your computer system, the environment and other factors.

⁴⁾ When used in the general office environment (the amount of floating dust: 0.04 - 0.2 mg/m³). Based on the Epson's in-house test results.

MODEL NUMBER	EB-X41	EB-X05	EB-S41	EB-S05
Projection Technology	RGB liquid crystal shutter projection system			
Specifications of Main Parts				
LCD	Size	0.55" (D10)	0.55" (D7)	
	Native Resolution	XGA	SVGA	
Projection Lens	Type	Optical Zoom (Manual) / Focus (Manual)		No Optical Zoom / Focus (Manual)
	F-Number	1.49 - 1.72		1.44
	Focal Length	16.9 - 20.28 mm		16.7mm
	Zoom Ratio	1 - 1.2		1.0 - 1.35 (Digital Zoom)
	Throw Ratio	1.48 - 1.77 (Wide - Tele)		1.45 - 1.96 (Wide - Tele)
Lamp	Type	210W UHE		
	Life (Normal / Eco) ¹	6,000 hours / 10,000 hours		
Screen Size (Projected Distance)				
Zoom: Wide	30" - 300" [0.89 - 9.12 m]		30" - 350" [0.88 - 10.44 m]	
Zoom: Tele	30" - 300" [1.07 - 10.95 m]		23" - 260" [0.88 - 10.44 m]	
Standard Size	60" screen 1.8 - 2.17 m		60" screen 1.77 - 2.4 m	
Brightness²				
White Light Output (Normal / Eco)	3,600lm / 2,235lm	3,300lm / 2,050lm	3,200lm / 1,985lm	
Colour Light Output	3,600lm	3,300lm	3,200lm	
Contrast Ratio	15,000:1			
Internal Speaker(s)				
Sound Output	2W Mono			
Geometric Correction				
Keystone	Vertical / Horizontal	±30° / ±30°		
Auto Keystone Correction	Yes (Vertical only)			
Horizontal Slide Keystone Correction	Yes			
Quick Corner	Yes			
Connectivity				
Analog Input	D-Sub 15pin	1 (Blue molding)		
	Composite	RCA x 1 (Yellow)		
Digital Input	HDMI	1 (MHL not supported)		
Audio Input	2 RCA (White / Red)	1		
USB Interface	USB Type A	1 (for USB Memory, USB Document Camera, for Wireless LAN Unit, Firmware Update)		
	USB Type B	1 (for USB Display, Mouse, K/B, Control, Firmware Update)		
Network	Wireless	Yes (Optional)		
Wireless Specifications (Wireless LAN)				
Supported Speed For Each Mode ³	IEEE 802.11b (2.4GHz): 11 Mbps IEEE 802.11g (2.4GHz): 54 Mbps IEEE 802.11n (2.4GHz): 130 Mbps			
Wireless LAN Security	Quick Mode: WPA2-PSK, Advanced Mode: WPA/WPA2-PSK			
Supported Connection Mode	Infrastructure, Access Point			
Operating Temperature	5 - 35 °C <41 - 95 °F> (0m / 0ft - 2,286m / 7,500ft) 5 - 30 °C <41 - 86 °F> (over 2,286m / 7,500ft) (20% - 80% humidity, No condensation)			
Operating Altitude	0 - 3,000 m <0 - 9,843 ft> (over 1,500m / 4,921ft: with high altitude mode)			
Direct Power On / Off	Yes			
Start-Up Period	About 6 seconds, Warm-up Period: 30 seconds			
Cool Down Period	Instant Off			
Air Filter				
Maintenance Cycle (Normal / Eco) ⁴	6,000 hours / 10,000 hours			
Power Supply Voltage	100 - 240 V AC ±10%, 50/60 Hz			
Power Consumption (220 - 240V)				
Lamp On (Normal / Eco)	282W / 203W			
Standby (Network On / Off)	2.0W / 0.2W			
Dimension Excluding Feet (D X W X H)	234 x 302 x 77 mm			
Weight	Approx 2.5kg		Approx. 2.4kg	
Fan Noise (Normal / Eco)	37dB / 28dB			

Supplied Accessories

- Power Cable: 1.8m
- Computer Cable (VGA Cable): 1.8m
- USB Cable: 1.8m
- Remote Control: Yes, with Battery AA x 2
- Soft Carrying Case
- Cover for ELPAP10: Yes

Optional Accessories

- Spare Lamp: ELPLP96
- Air Filter: ELPAF32
- Wireless LAN: ELPAP10
- Soft Carrying Case: ELPKS69
- Ceiling Mount (White Colour): ELPMB23

EB-X41 / EB-X05 / EB-S41 / EB-S05



©2017 Epson Singapore Pte Ltd. All Rights Reserved. Reproduction in part or in whole, without the written permission from Epson, is strictly prohibited.

EPSON and EXCEED YOUR VISION are registered trademarks of Seiko Epson Corporation.

All other product names and other company names used herein are for identification purposes only and are the trademarks or registered trademarks of their respective owners.

Epson disclaims any and all rights in those marks. Projected images shown herein are simulations. The actual product design and contents may vary. Specifications are subject to change without notice and may vary between countries. Please check with local Epson offices for more information.

Apple, iPad and iPhone are trademarks of Apple Inc., registered in the U.S. and other countries. App Store is a service mark of Apple Inc.

Android is a trademark of Google Inc.

Information correct as at August 2017

¹ Lamp life will vary depending upon mode selected, environmental conditions and usage. Lamp brightness decreases over time.

² Colour brightness (colour light output) and white brightness (white light output) will vary depending on usage conditions. Colour light output measured in accordance with IDMS 15:4; white light output measured in accordance with ISO 21118.

³ Maximum speed and range is achievable when used with same enhanced mode technology. Actual data rates, features and performance may vary depending on your computer system, the environment and other factors.

⁴ When used in the general office environment (the amount of floating dust: 0.04 - 0.2 mg/m³). Based on the Epson's in-house test results.

PROTECT YOUR PROJECTOR. USE GENUINE LAMPS.



Don't compromise on safety – use Epson genuine lamps to avoid damaging your projector. Eliminate the risk of melting parts of your projector, as well as breaks that result in high-voltage shutdown. With a 0% failure rate even after 2,000 hours of usage – compared to 70% in non-genuine lamps – Epson genuine lamps are safer and more reliable. Choose the best possible viewing experience filled with long-lasting sharpness and colour in every projected image with Epson.



GENUINE EPSON LABEL

To ensure the best quality and safety when using your Epson Projector, look for the “Genuine EPSON Colour Shifting Label” on your projector lamp. Real quality and value, only with Epson genuine supplies.

DANGERS OF NON-GENUINE LAMPS




UNRELIABLE

Counterfeit lamps deteriorate and break much faster than genuine ones.



UNSAFE

Parts of your Epson projector such as the housing or wires may melt, disconnect, or become damaged when using non-genuine lamps.



POOR IMAGE QUALITY

Counterfeit lamps may result in inaccurate colour projection, lower brightness levels, as well as flickering images that spoil your viewing experience.